



Portrait® IPN® and Bioform® IPN®

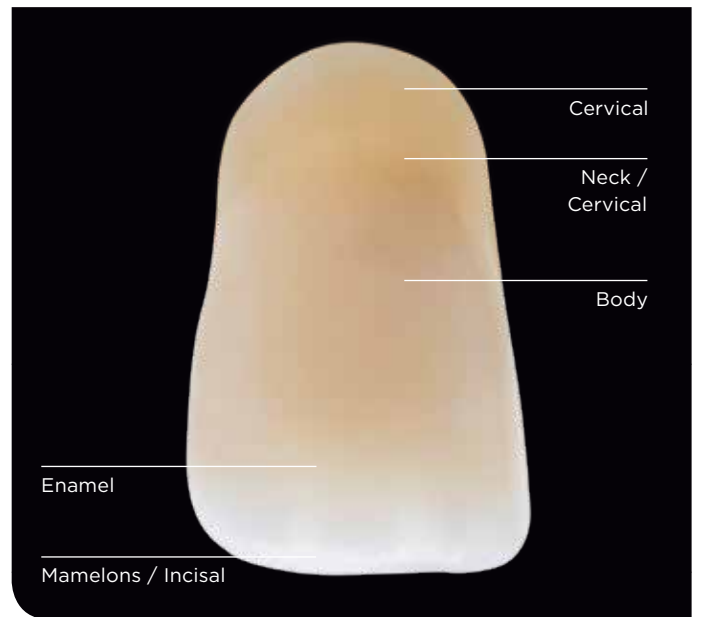
Mould Chart – Superior Premium Denture Teeth

For dental professionals and laboratories

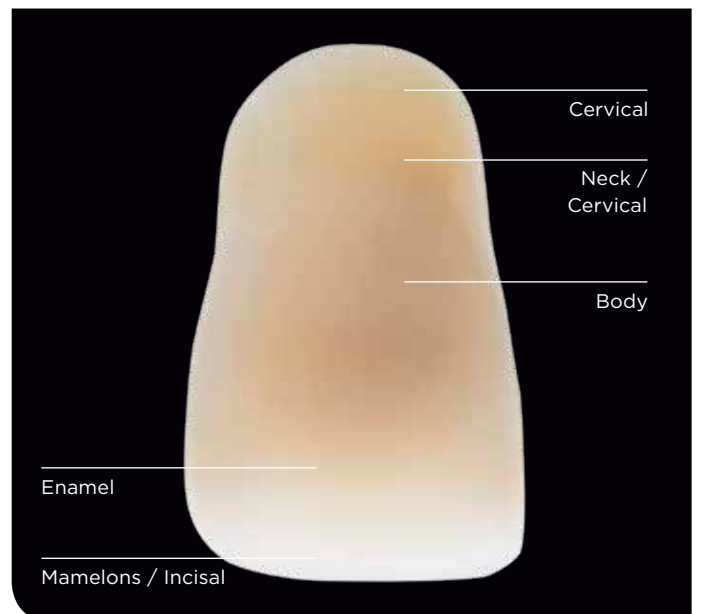


Portrait® IPN® and Bioform® IPN® Denture Teeth

Portrait IPN teeth deliver aesthetics, function and performance. Each anterior tooth blends three different shaded layers of IPN material creating five distinct aesthetic zones.



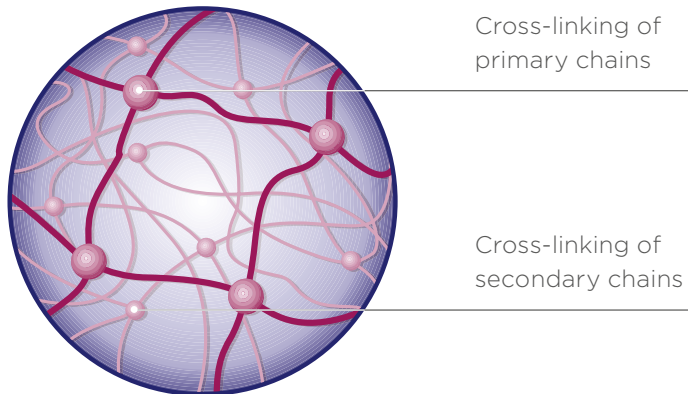
Bioform IPN teeth mimic a healthy, natural tooth with all the subtle anatomical details so important to a lifelike appearance.



Over three decades of IPN[®] material performance

Unrivaled performance since 1981, unmatched tooth variety and selection, and unparalleled protection of the industry's broadest tooth warranty – those are just a few of the reasons why countless dental professionals trust Dentsply Sirona IPN teeth to satisfy their patients.

IPN Structure



Homogenous three-dimensional structure and cross-linking of primary and secondary molecular chains

IPN Characteristics

Highly cross-linked copolymers, free from inorganic fillers, give this material its superior properties:

- **Excellent abrasion resistance**
- **Extremely low affinity to plaque**
- **Excellent colour stability**
- **Maximum bond strength**

The result: high-quality, long-lasting denture teeth.

Two Shade Systems

The Bioform[®] Mould System is offered in two distinct IPN brands, each in separate shade systems providing significant aesthetic advantages.

Portrait[®] IPN[®]

Portrait IPN teeth are available in all 16 A-D* shade designations, the most popular “Base 8” Bioform shades as well as three bleach shades.



Bioform[®] IPN[®]

Bioform IPN teeth feature the 24 shades from the Bioform shade guide, one of the most popular in removable prosthodontics.



* The A1-D4 designations correspond to the VITA classical A1-D4* shade guide which is meant to be a guide, not a match. VITA classical A1-D4 is a registered trademark of VITA Zahnfabrik H. Rauter GmbH & Co.KG



"IPN[®]: high quality, long lasting denture teeth!"

Portrait[®] IPN[®]

Available in 24 shades and 3 bleach shades

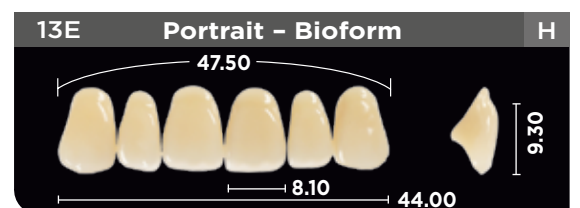
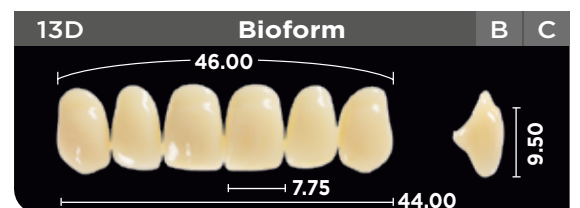
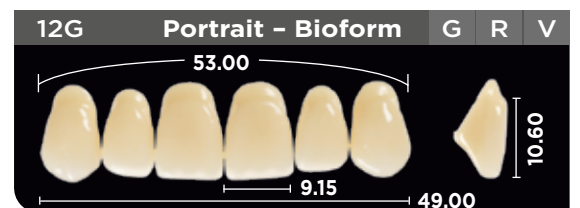
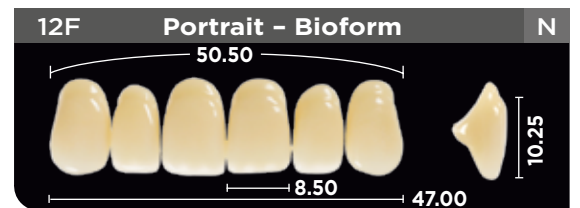
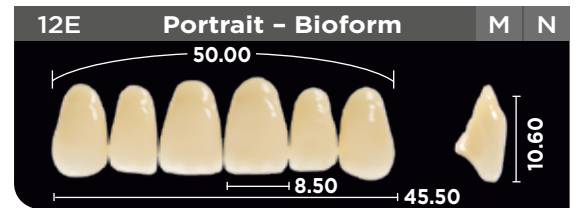
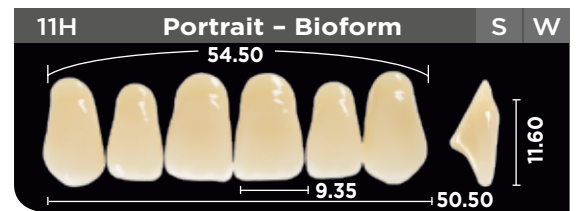
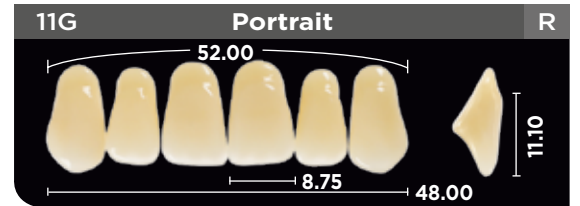
Bioform[®] IPN[®]

Available in 24 shades

Anteriors Upper

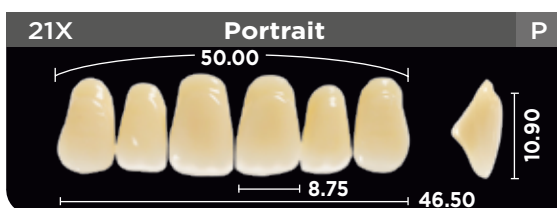
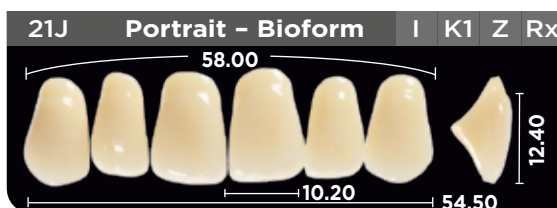
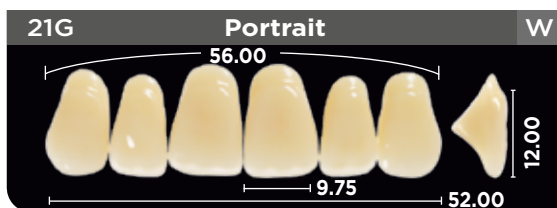
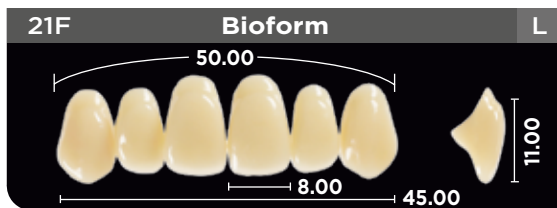
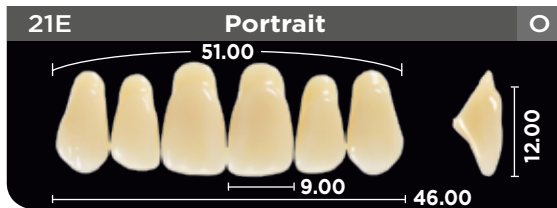
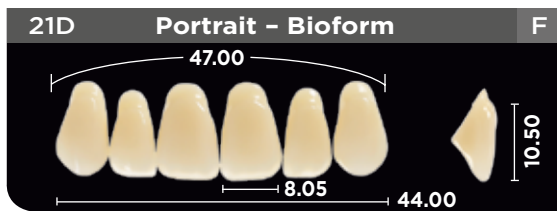
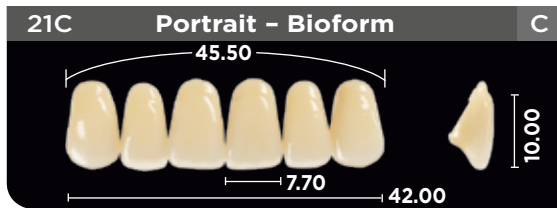
■ Square

Mould No.
(Lower
Articulation)

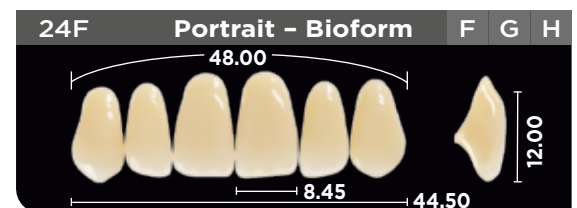
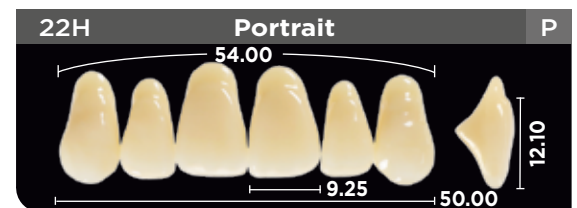
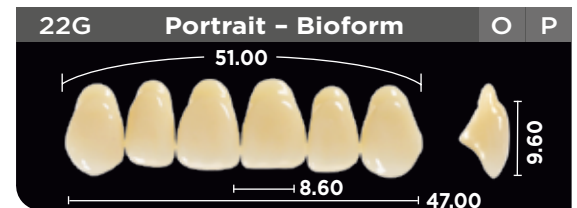
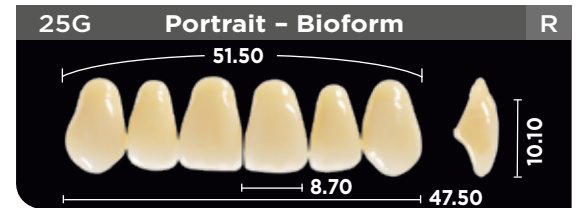
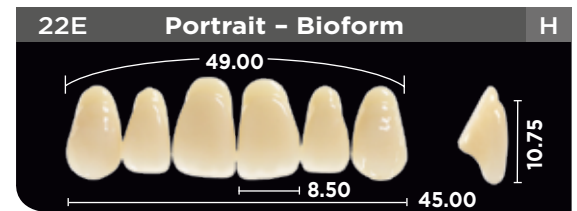
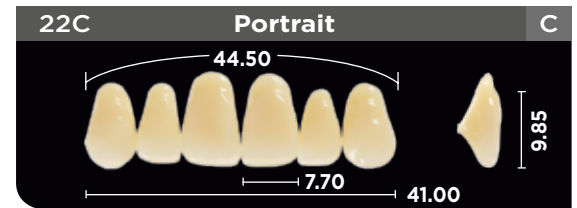


All dimensions in mm.
Images scaled to size.

Square Tapering Mould No. (Lower Articulation)



Square Tapering Mould No. (Lower Articulation)



ARTICULATION			
KEY	24F	F G H	
	UPPER ANTERIOR		SUGGESTED LOWER
	Curve/Straight		
			48.00/44.50
			Shades
Portrait available in all 24 + 3 shades, Bioform check mould/shade availability on page 19.			

Portrait® IPN®

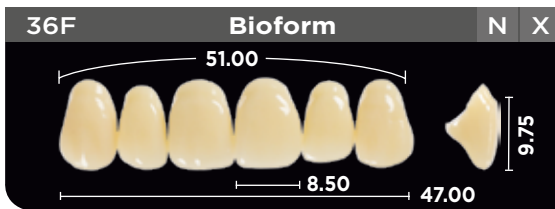
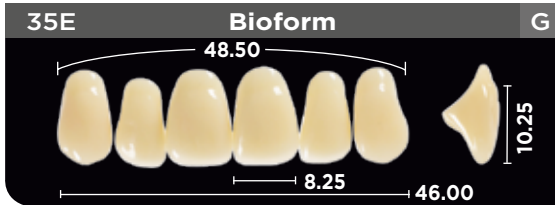
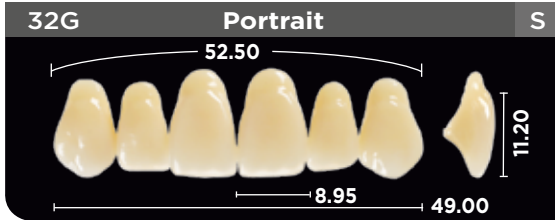
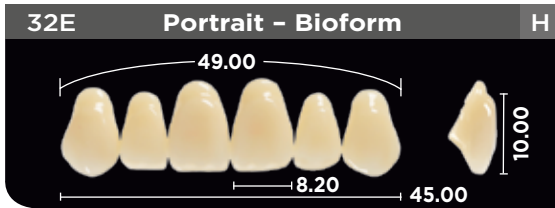
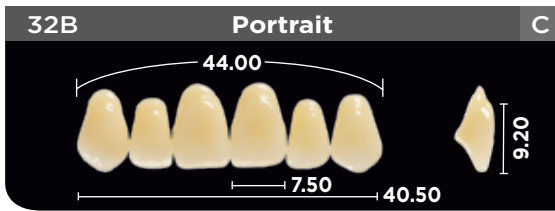
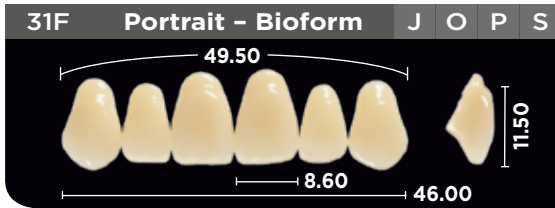
Available in 24 shades and 3 bleach shades

Bioform® IPN®

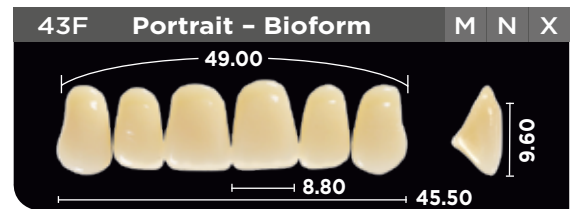
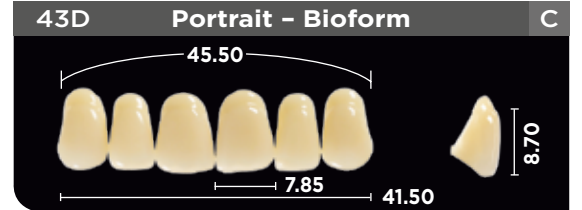
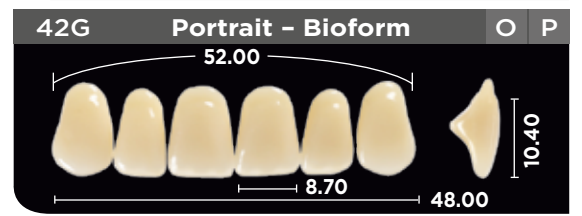
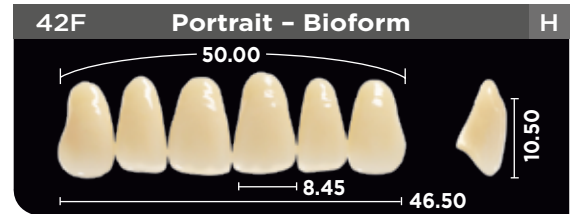
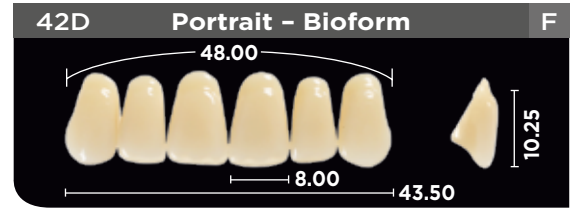
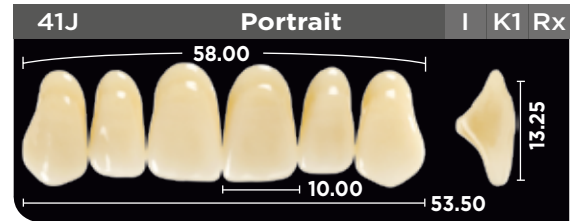
Available in 24 shades

Anteriors Upper

■ Square Ovoid Mould No. (Lower Articulation)



▼ Tapering Mould No. (Lower Articulation)



Portrait® IPN®

Available in 24 shades and 3 bleach shades

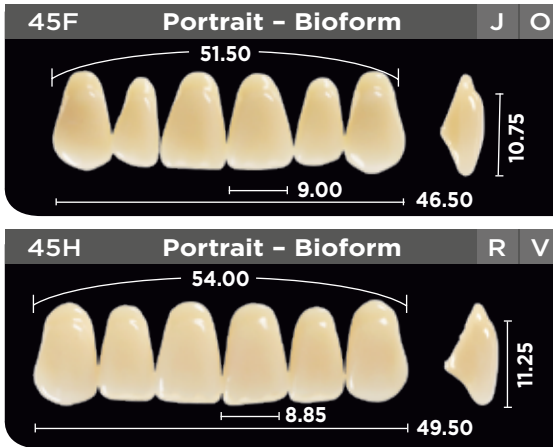
Bioform® IPN®

Available in 24 shades

Anteriors Upper

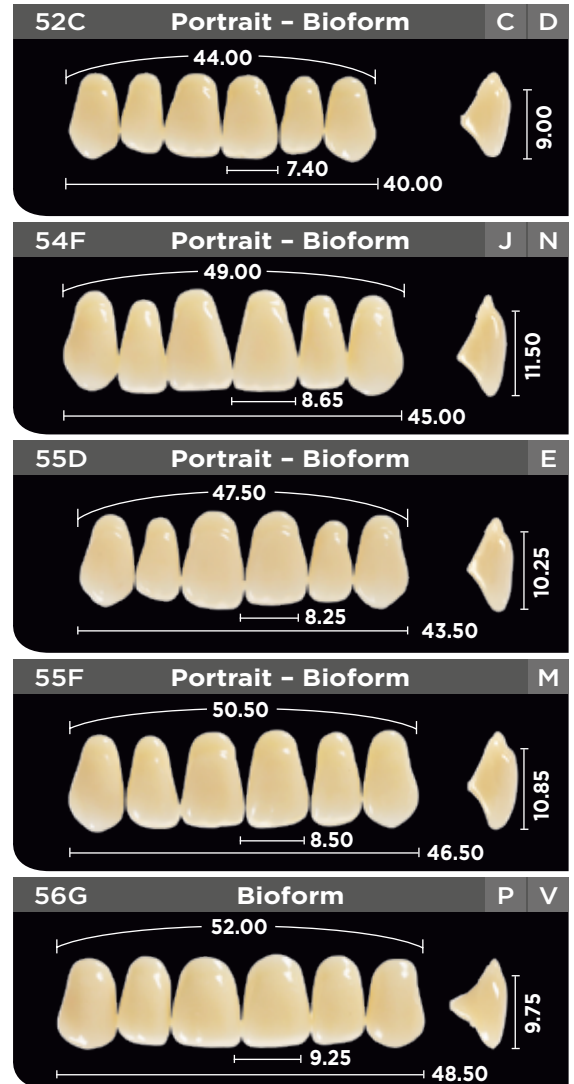
Tapering

Mould No.
(Lower
Articulation)



Tapering Ovoid

Mould No.
(Lower
Articulation)



ARTICULATION	
56G	P V
UPPER ANTERIOR	SUGGESTED LOWER
Curve/Straight	
52.00/48.50	
Shades	
Portrait available in all 24 + 3 shades, Bioform check mould/shade availability on page 19.	

KEY

Portrait® IPN®

Available in 24 shades and 3 bleach shades

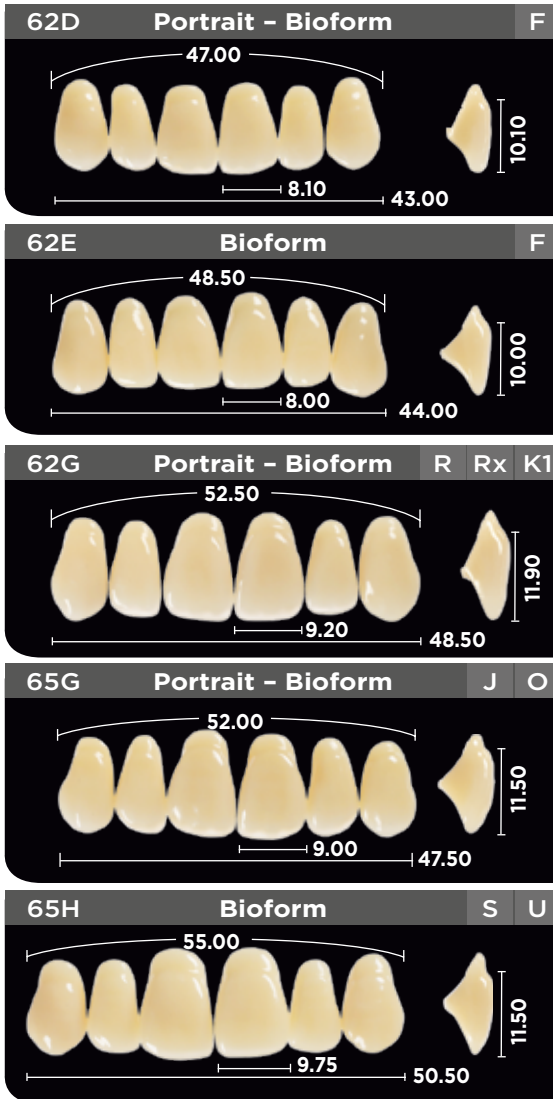
Bioform® IPN®

Available in 24 shades

Anteriors Upper

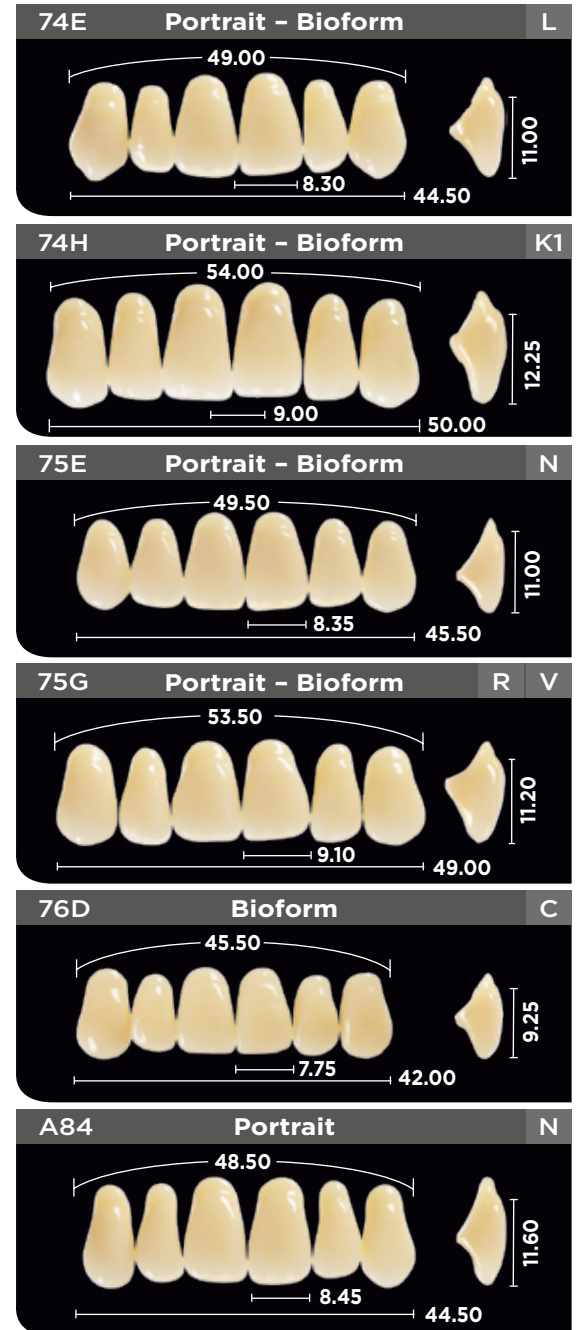
Ovoid

Mould No.
(Lower
Articulation)



Square Tapering Ovoid

Mould No.
(Lower
Articulation)



ARTICULATION

A84 UPPER ANTERIOR **N** SUGGESTED LOWER

KEY

Curve/Straight

48.50/44.50

Shades

Portrait available in all 24 + 3 shades, Bioform check mould/shade availability on page 19.

Portrait® IPN®

Available in 24 shades and 3 bleach shades

Bioform® IPN®

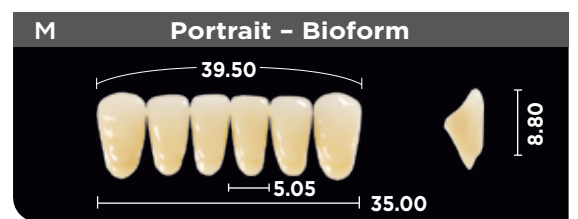
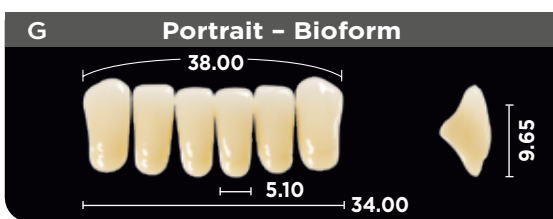
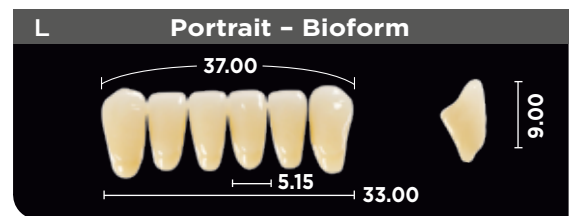
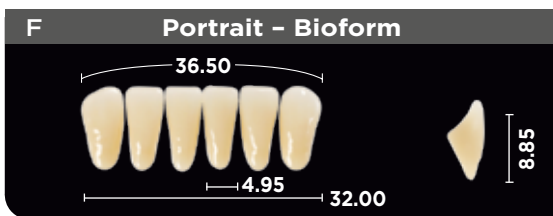
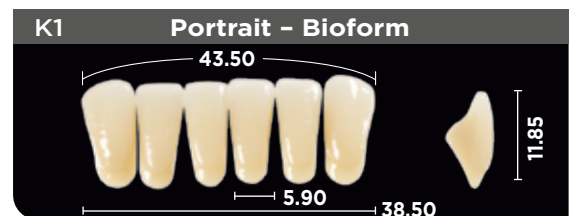
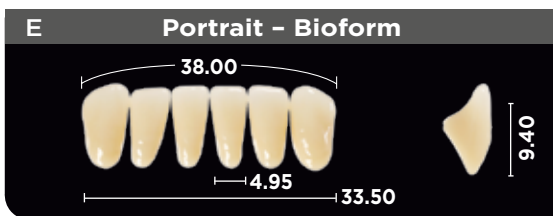
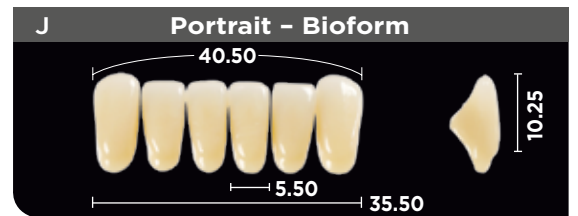
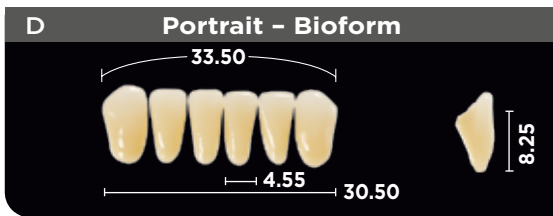
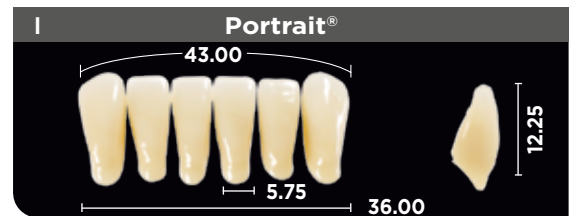
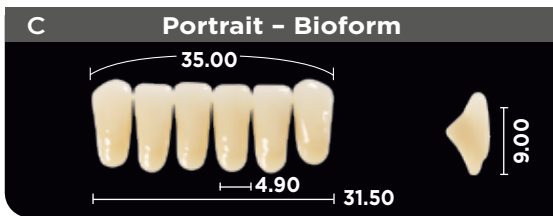
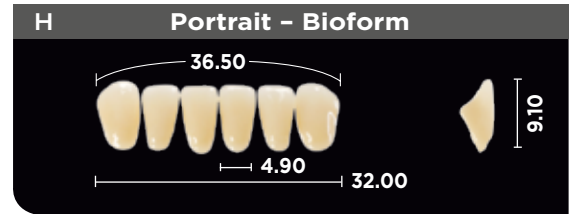
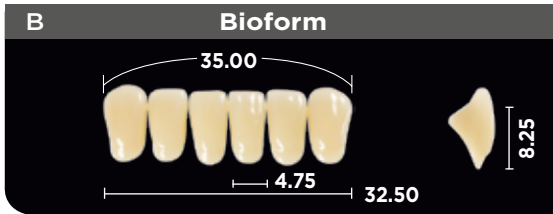
Available in 24 shades

Anteriors Lower

All dimensions in mm.
Images scaled to size.

Mould No.
(Lower
Articulation)

Mould No.
(Lower
Articulation)



Portrait® IPN®

Available in 24 shades and 3 bleach shades

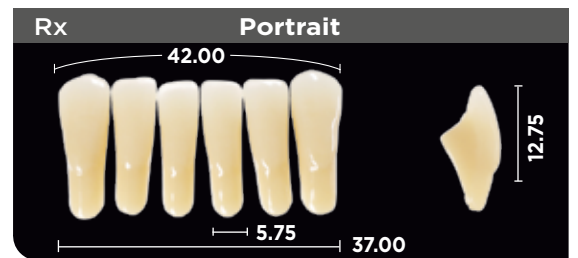
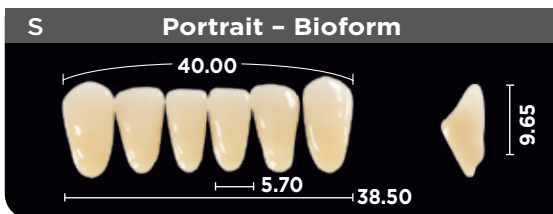
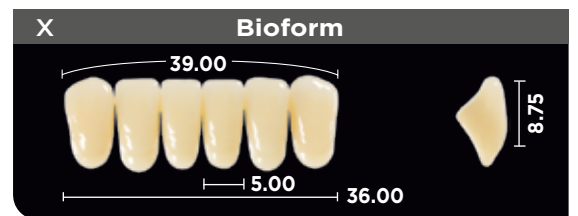
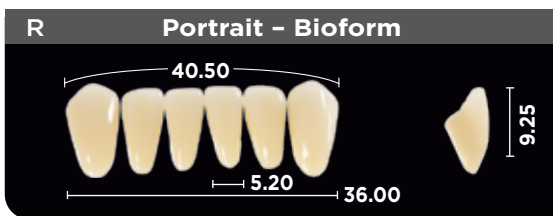
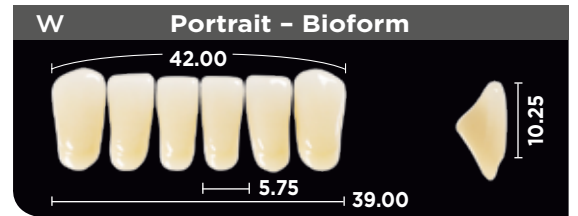
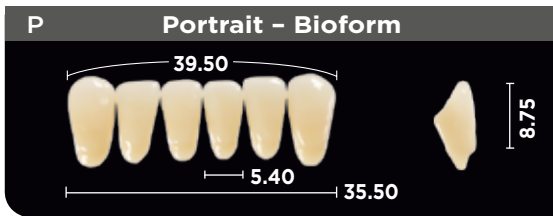
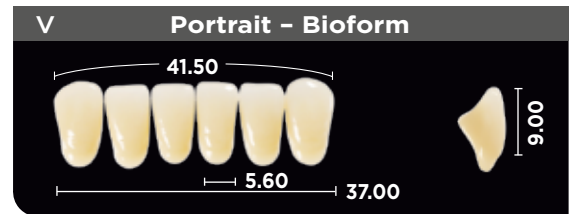
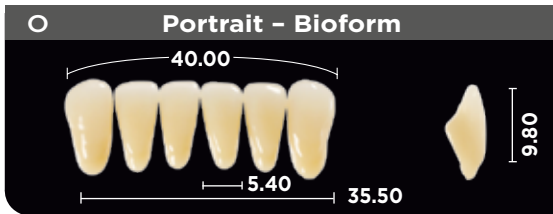
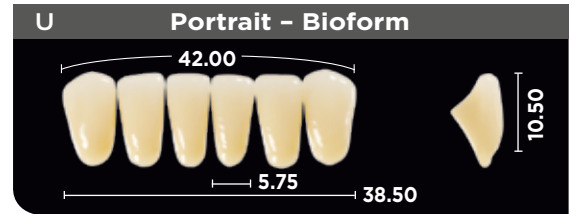
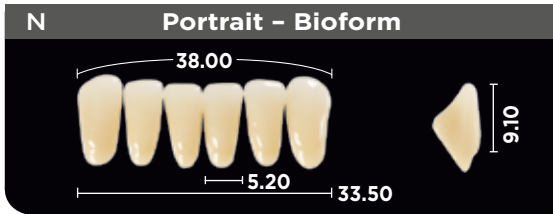
Bioform® IPN®

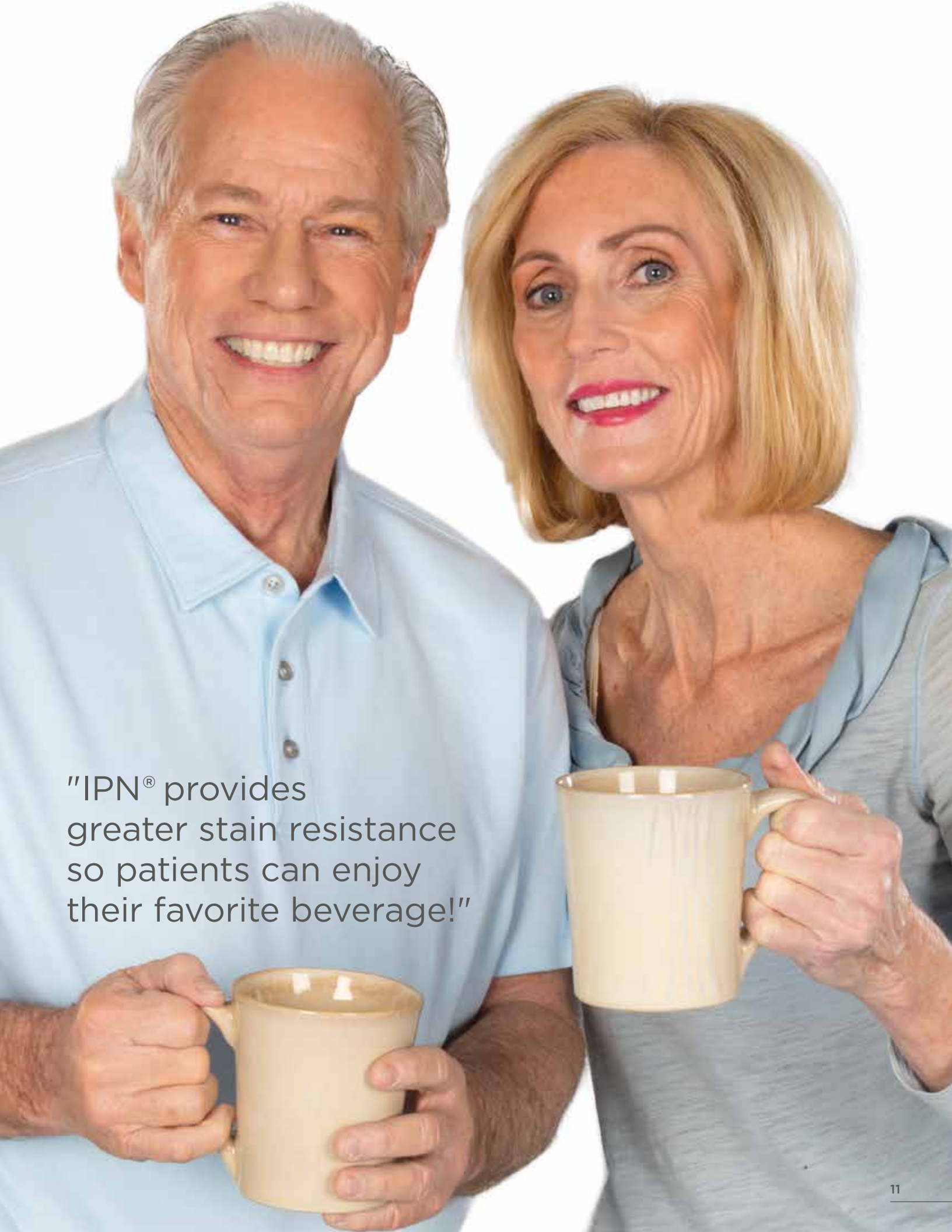
Available in 24 shades

Anteriors Lower

Mould No.
(Lower
Articulation)

Mould No.
(Lower
Articulation)





"IPN® provides greater stain resistance so patients can enjoy their favorite beverage!"

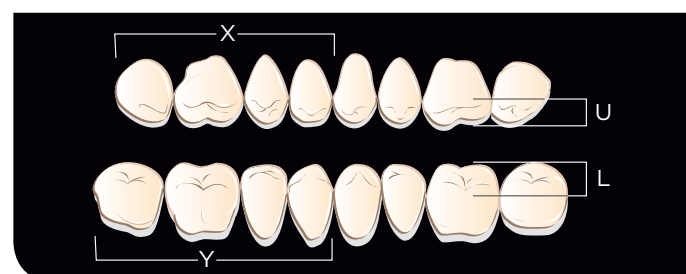
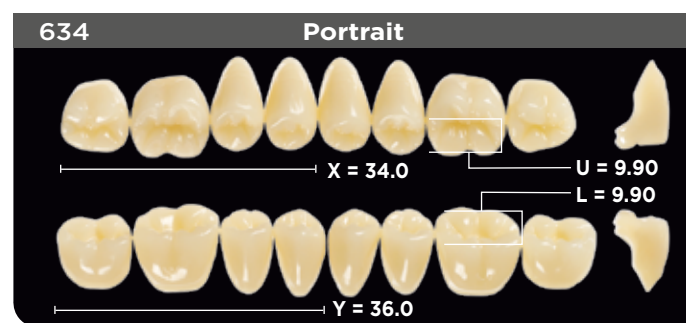
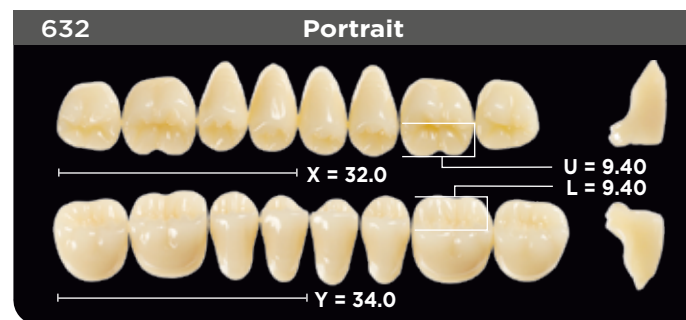
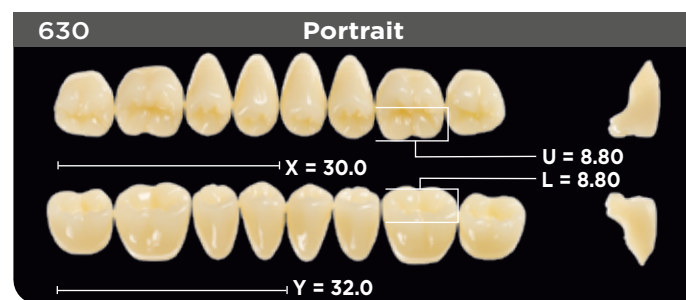
Portrait® IPN®

Available in 24 shades and 3 bleach shades

Posterior Teeth

Portrait® IPN® 0° Posteriors

Offer minimal interference in lateral excursions. Specially contoured occlusal surfaces of interacting ridges and clearance spaces enhance chewing efficiency and help prevent food packing.



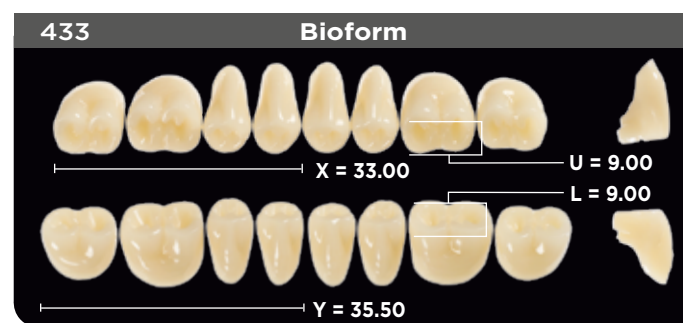
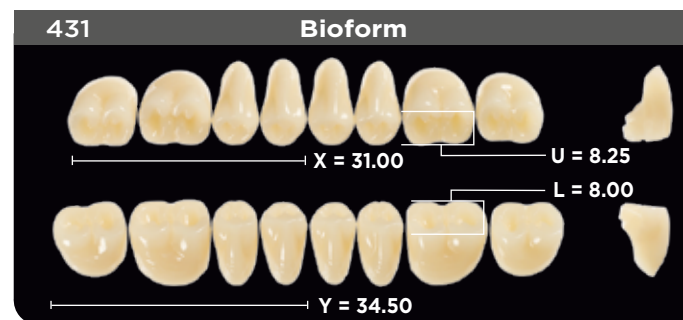
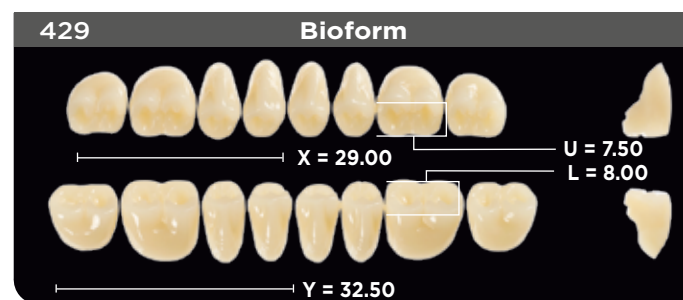
Bioform® IPN®

Available in 24 shades

Posterior Teeth

Bioform® IPN® 0° Posteriors

Give the illusion of natural cusps. Unique buccal carvings simulate natural anatomy for superior aesthetics in a flat plane design.



X = The average width of a 1x4 set of upper posteriors;
Y = the lower posteriors.

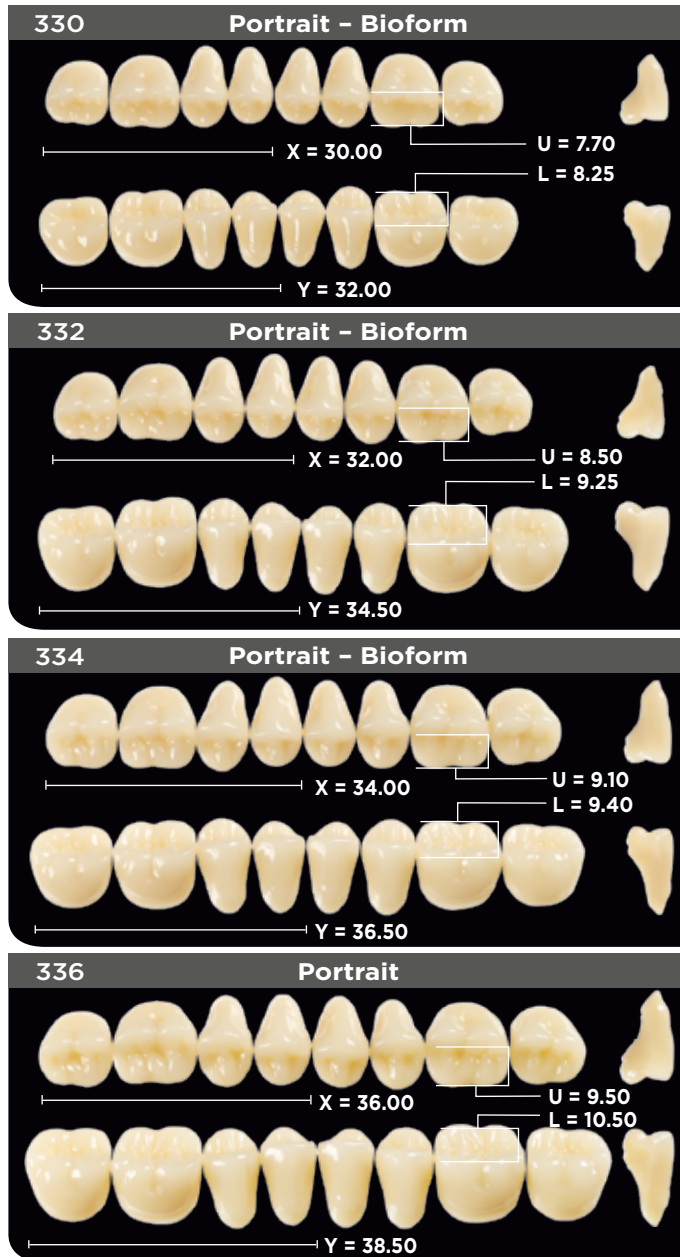
U = The average depth of the upper left first molar;

L = the lower left first molar.

ISO 22112: 2005. Processing instructions available upon request.

Portrait® IPN® 10° Posteriors / Bioform® IPN® 10° Posteriors

Provide the look of well-worn natural teeth. Shallow cusps minimize interference, yet provide a definite centric. In occlusion, the upper lingual cusps align to form an exceptionally efficient “lingual cutting knife.”



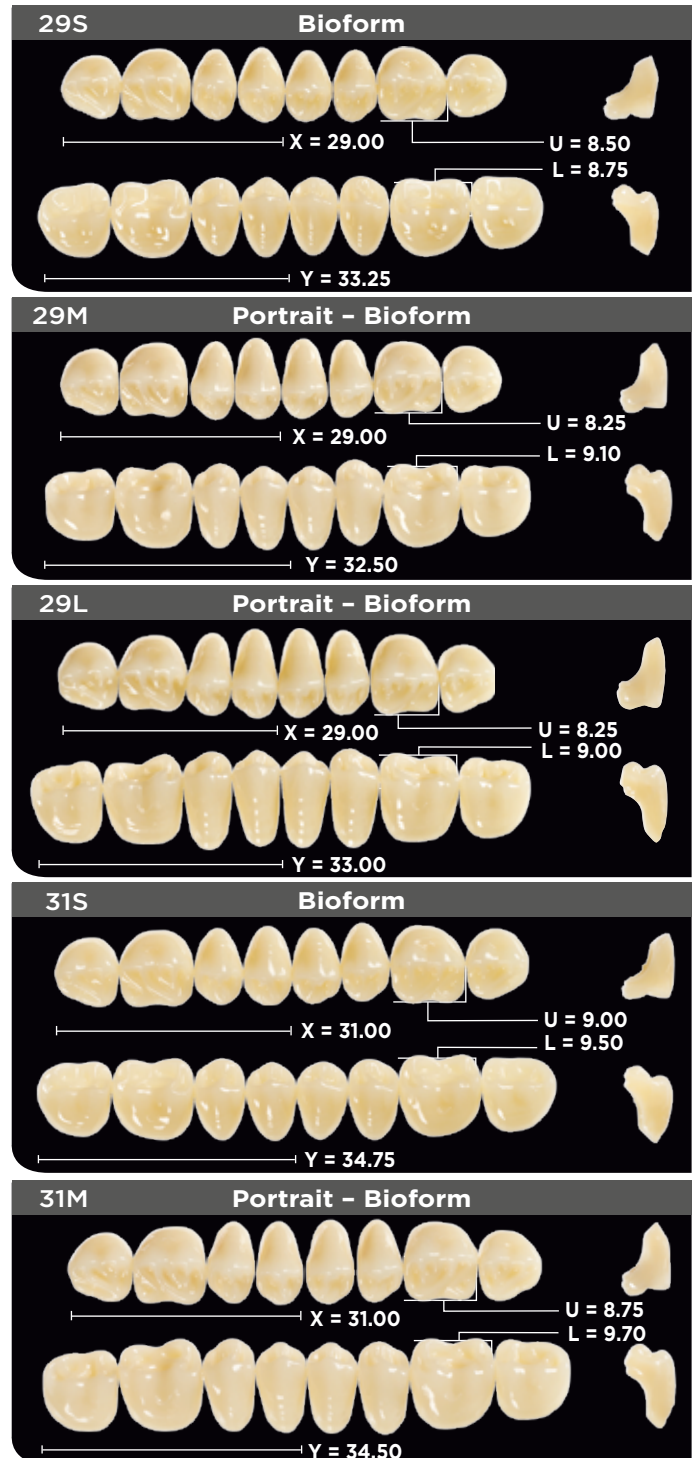
SHADE AVAILABILITY

KEY

Portrait available in all 24 + 3 shades,
Bioform check mould/shade
availability on page 19.

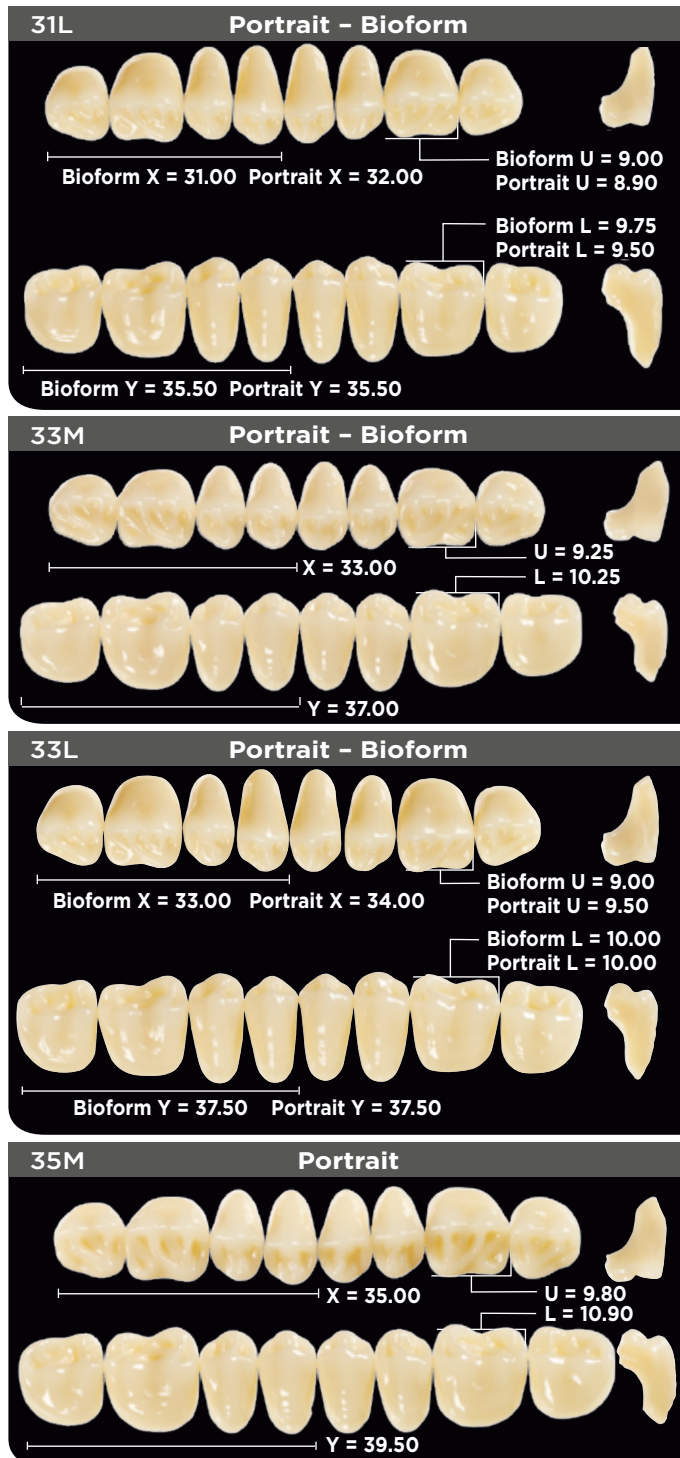
Portrait® IPN® 20° Posteriors / Bioform® IPN® 20° Posteriors

Shallow 20° cusps offer minimal interference in lateral excursions. Specially contoured occlusal surfaces of interacting ridges and clearance spaces enhance chewing efficiency and help prevent food packing.



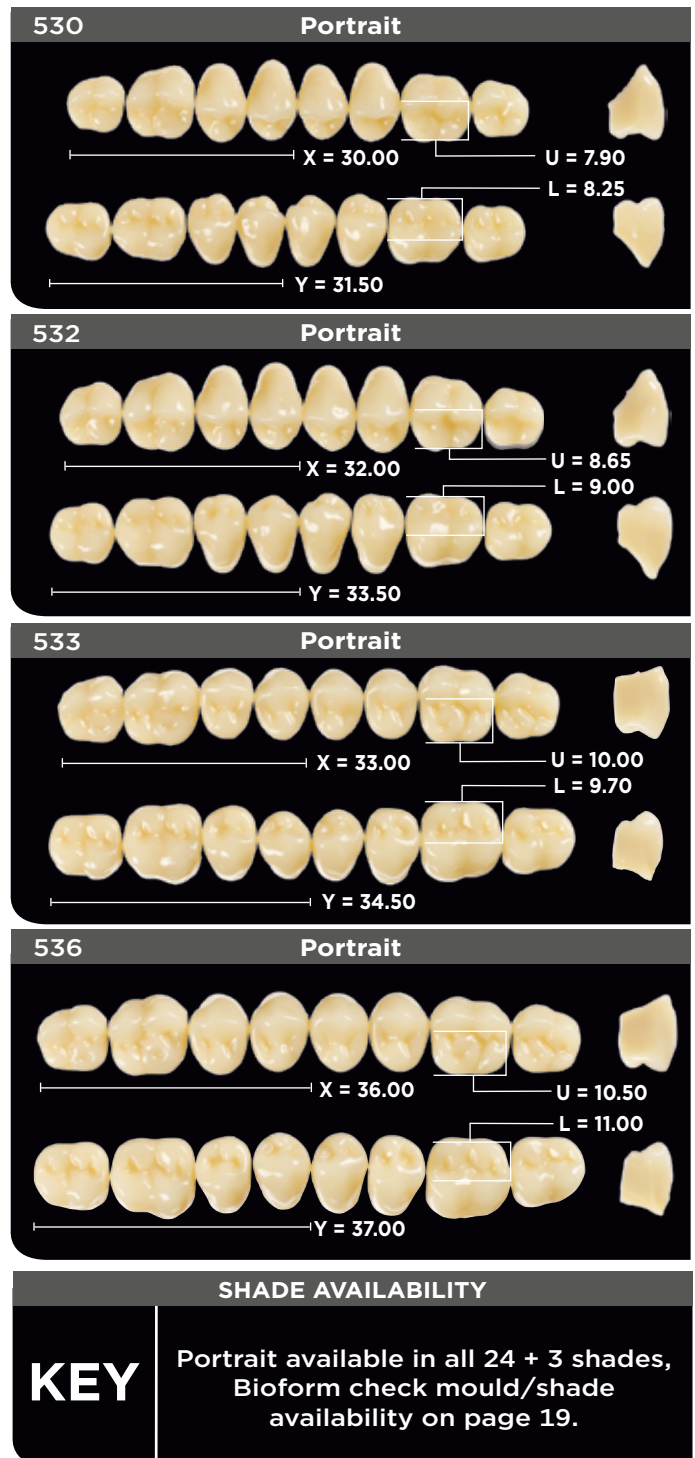
Portrait® IPN® 20° Posteriors / Bioform® IPN® 20° Posteriors

Shallow 20° cusps offer minimal interference in lateral excursions. Specially contoured occlusal surfaces of interacting ridges and clearance spaces enhance chewing efficiency and help prevent food packing.



Portrait® IPN® 22° Posteriors

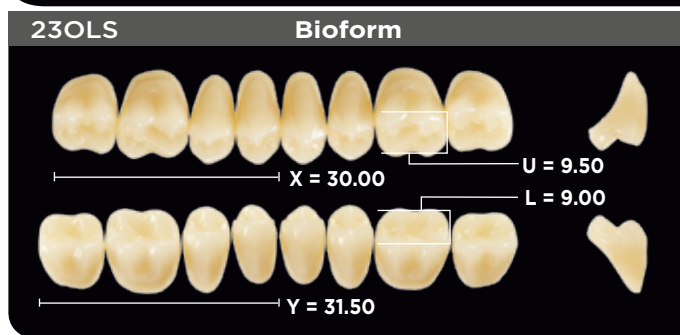
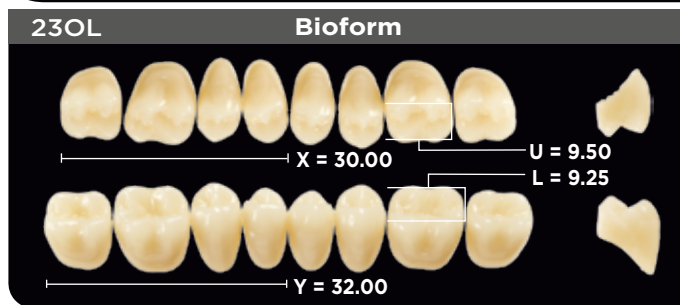
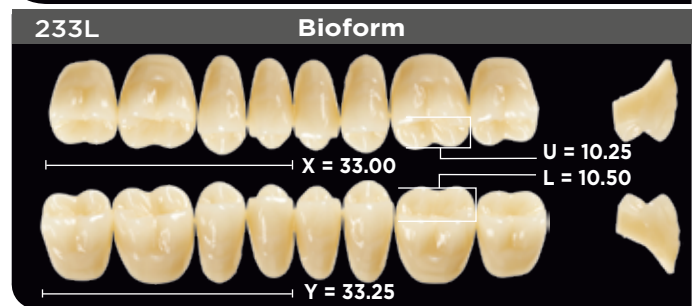
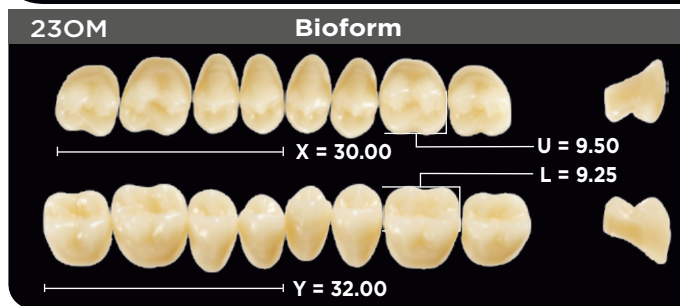
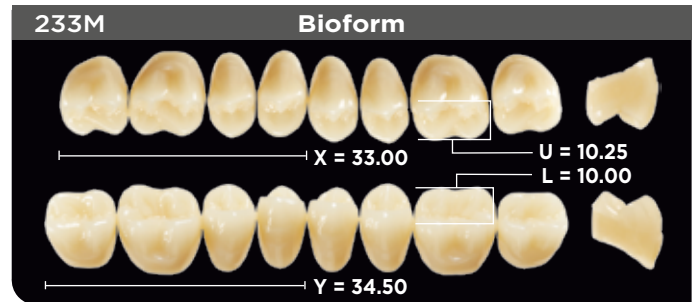
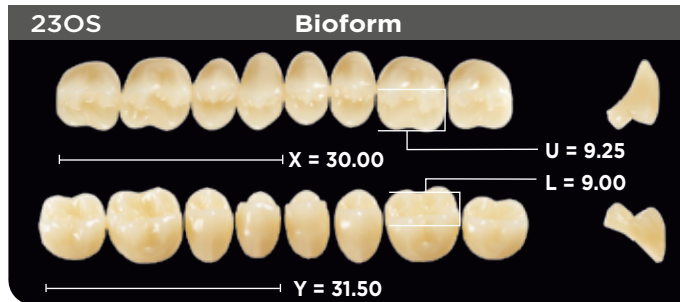
Aesthetically and functionally suited for complete and partial dentures. Shallow non-interfering cusps facilitate freedom in all excursions.



All dimensions in mm.
Images scaled to size.

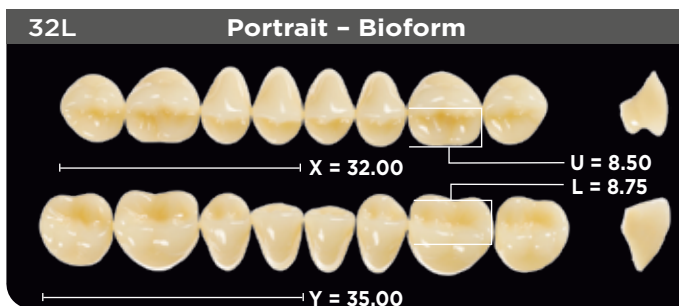
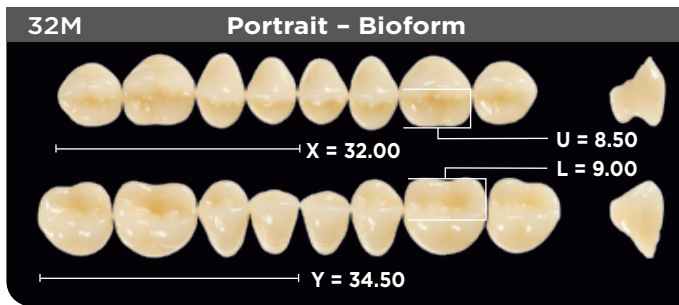
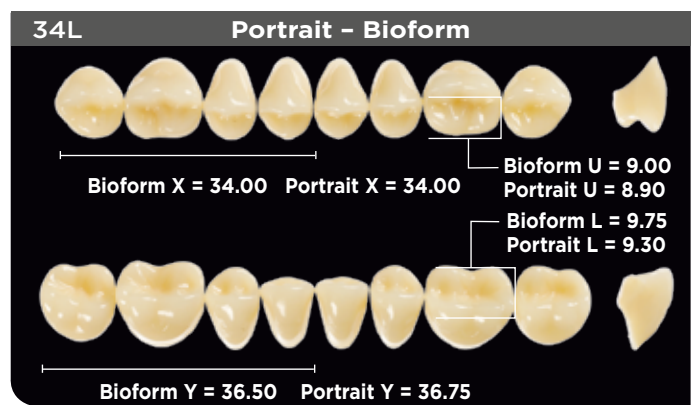
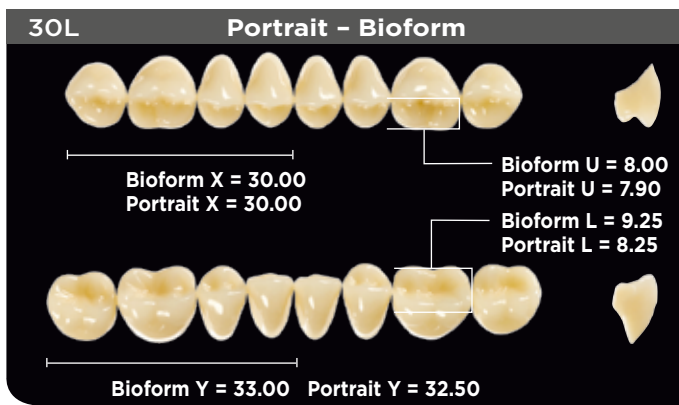
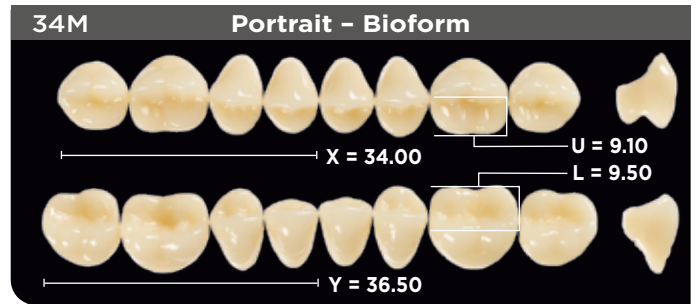
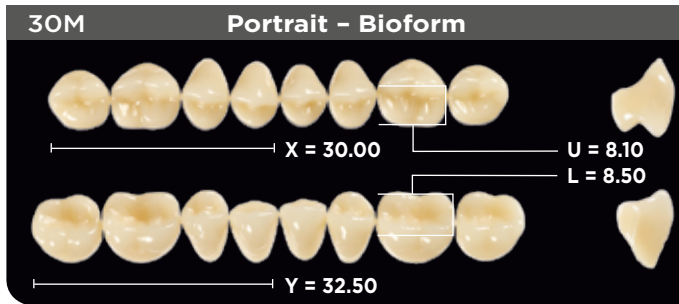
Bioform® IPN® 30° Posteriors

Designed and carved for maximum chewing efficiency and easy set-up. In a natural smile, the upper premolars slope inward from the gingival to the occlusal. The Pilkington-Turner design simulates this valuable aesthetic consideration.



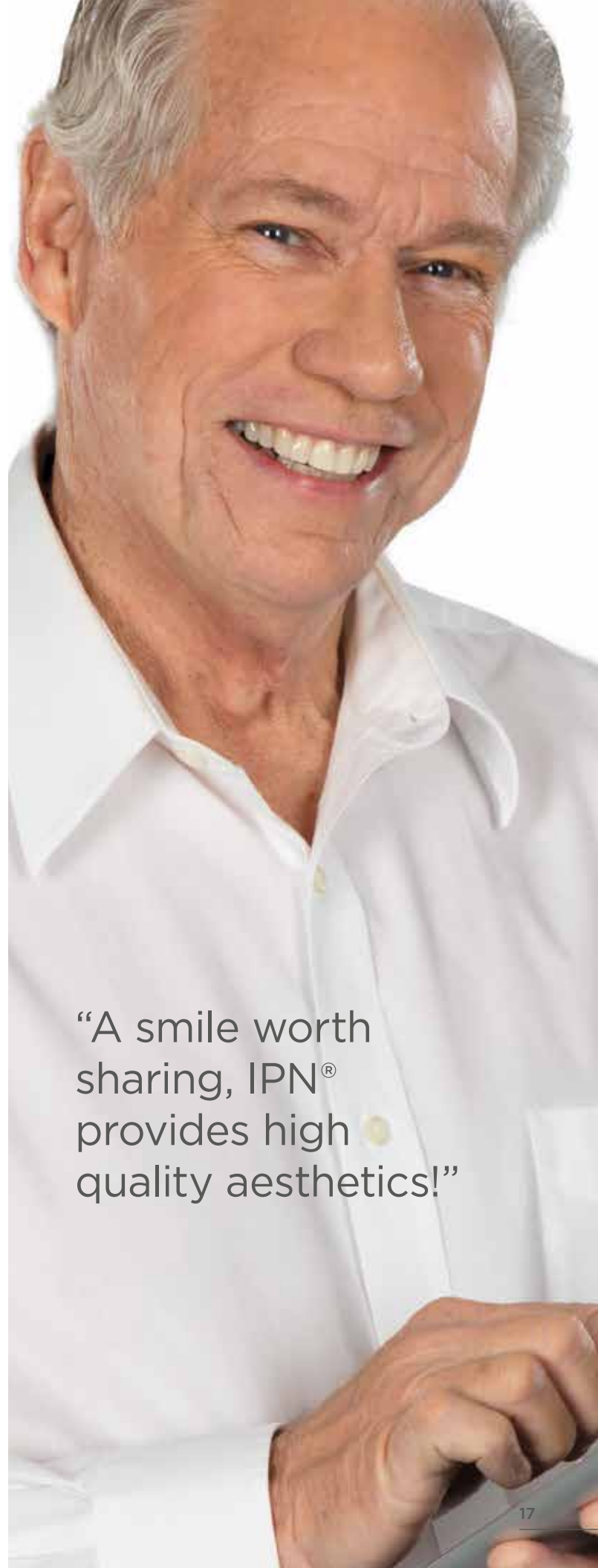
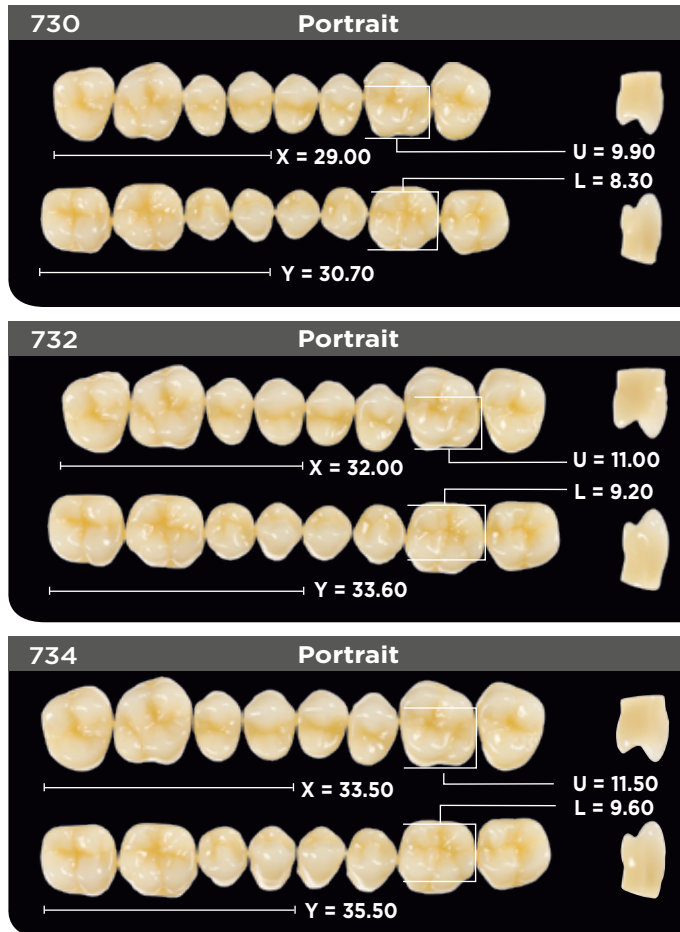
Portrait® IPN® 33° Posteriors / Bioform® IPN® 33° Posteriors

Fully anatomical with natural cuspal contours.
Ideal for complete and partial dentures which occlude with well-developed natural teeth.



Portrait® IPN® 40° Posteriors

EuroLine IPN 40° posteriors are German designed with a natural-looking “young” occlusal pattern, wide food table and long crown form. Using 30° incisal and condylar guidance settings, they can be arranged for maximum efficiency, aesthetics and integration in full, partial or combination cases.



“A smile worth sharing, IPN® provides high quality aesthetics!”

Denture Base

Lucitone 199® Denture Base Resin



Lucitone 199 is the premium choice for both tissue and implant-supported full and partial dentures, offering outstanding aesthetics, high impact resistance, and superb flexural strength.

- Industry standard for premium high-impact denture base resins. Trusted and reliable.
- Superior high-impact resistance and flexural strength. Resists breakage.
- Balanced translucency and excellent vein simulation. Delivers aesthetic results.
- Compression packed, injected or microwavable if injected. Adapts to laboratory processes.
- Available in original, light pink, light reddish pink and dark pink shades. Covers patients' needs.

Lucitone® FRS® Flexible Dental Resin

Lucitone FRS Flexible Denture Resin is a temporary thermoplastic injectable resin that offers customizable flexibility, high impact resistance and transparency, delivering aesthetic removable partial dentures and clear or colored clasps.



- Semi-crystalline nylon composition for improved color stability and stain resistance. Provides aesthetics.
- Easy to finish and polish due to the microcrystalline structure. Saves time.
- Monomer - and metal-free. Non-irritating.
- Available in original, light pink, light reddish pink, dark pink and clear shades. Aesthetic shade options.
- Clear shade for fabrication of clear clasps, occlusal splints, and night guards. Offers greater versatility.
- Available in three (3) cartridge sizes: small, medium and large. Adapts to laboratory needs.

Lucitone® HIPA High Impact Pour Acrylic



Lucitone HIPA is a high impact pourable acrylic denture base. It exceeds the ISO standards for impact resistance. Lucitone HIPA is a self-curing denture base material designed for use in fabrication, repair, rebasing, or relining of full and partial dentures including implant overdentures or other dental appliances. It is available in shades: Original, Light, Light Reddish Pink, Dark Pink, and Original Opaque.

Vitallium® 2000 and Vitallium® 2000 Plus Alloys



Vitallium 2000 is a premium partial denture system, featuring two alloy formulations, Vitallium 2000 and Vitallium 2000 Plus, with advanced physical properties for improved handling characteristics. Vitallium alloys are nickel and beryllium-free.

- Superior Strength - The high fracture resistance of Vitallium 2000 alloys enables dental laboratories to fabricate lighter, more refined partials for improved aesthetics and greater patient comfort.
- Predictability and Precise Fit - Vitallium 2000 alloys have a higher elongation value permitting predictable adjustments with unprecedented fracture resistance. Vitallium 2000 alloys adjust like gold with no fear of deformation for a precise fit.
- High Surface Luster - Vitallium alloys maintain a high luster and resist plaque. This ensures that patients can easily and effectively clean their partial dentures.

Charts

The following chart provides a simple reference between several brands of anterior teeth and VITA® shades. Shade matching is best done with a color corrected fluorescent light having a Color Rendering Index above 90 or in natural daylight. This type of light source was used in our developmental research. For a variety of technical reasons, such as viewing and illuminating conditions, the perception of the shade match may vary. Due to distinctive blend and shade characteristics of each brand of teeth, exact comparisons are not possible.

Dentsply Sirona IPN® Shade Conversion Chart
Shade Correlation

Portrait® IPN®	VITA® Classical	VITA® 3D-Master®	Bioform® IPN®
P1	A1	1M1	B51
P2	A2	3R1.5	B53
P3	A3	3M2	B54
P3.5	A3.5	3R2.5	B83
P4	A4	4R1.5	B84
P11	B1	2M1	B59
P12	B2	2M2	B52
P13	B3	2M3	B55
P14	B4	4L2.5	B56
P21	C1	2R1.5	B91
P22	C2	3L1.5, 4M1	B94
P23	C3	4L1.5,	B95
P24	C4	4M2	B96
		5M1, 5M2	
P32	D2		B92
P33	D3	3M1	B93
P34	D4		B69
P59		1M2	B59
P62		2L1.5	B62
P65			B65
P66		2L2.5,	B66
		2R2.5	
P67			B67
P69		2M3	B69
P77		3L2.5	B77
P81			B81
PW2*		4M3, 5M3	
PW4*		OM2, OM3	
PW7*		OM1	

* Portrait bleach shades PW2, PW4 and PW7 correlate to Illuminè i-2, i-4 and i-7 respectively.

The A1-D4 designations correspond to the VITA classical A1-D4® shade guide which is meant to be a guide, not a match. VITA, VITA classical A1-D4, and 3D Master are registered trademarks of VITA Zahnfabrik H. Rauter GmbH & Co.KG

Bioform® IPN® Anterior Mould/Shade Availability*
Bioform Color Ordered Shades

Mould No. Upper Anterior	B51	B52	B53	B54	B55	B56	B59	B62	B63	B65	B66	B67	B69	B77	B81	B83	B84	B85	B91	B92	B93	B94	B95	B96
11H	*	*	*	*	*	*	*	*	*	*	*	*	*	*	*	*	*	*	*	*	*	*	*	*
12E	*	*	*	*	*	*	*	*	*	*	*	*	*	*	*	*	*	*	*	*	*	*	*	*
12F	*	*	*	*	*	*	*	*	*	*	*	*	*	*	*	*	*	*	*	*	*	*	*	*
12G	*	*	*	*	*	*	*	*	*	*	*	*	*	*	*	*	*	*	*	*	*	*	*	*
13D	*	*	*	*	*	*	*	*	*	*	*	*	*	*	*	*	*	*	*	*	*	*	*	*
13E	*	*	*	*	*	*	*	*	*	*	*	*	*	*	*	*	*	*	*	*	*	*	*	*
21C	*	*	*	*	*	*	*	*	*	*	*	*	*	*	*	*	*	*	*	*	*	*	*	*
21D	*	*	*	*	*	*	*	*	*	*	*	*	*	*	*	*	*	*	*	*	*	*	*	*
21F	*	*	*	*	*	*	*	*	*	*	*	*	*	*	*	*	*	*	*	*	*	*	*	*
21J	*	*	*	*	*	*	*	*	*	*	*	*	*	*	*	*	*	*	*	*	*	*	*	*
22E	*	*	*	*	*	*	*	*	*	*	*	*	*	*	*	*	*	*	*	*	*	*	*	*
22G	*	*	*	*	*	*	*	*	*	*	*	*	*	*	*	*	*	*	*	*	*	*	*	*
24F	*	*	*	*	*	*	*	*	*	*	*	*	*	*	*	*	*	*	*	*	*	*	*	*
25G	*	*	*	*	*	*	*	*	*	*	*	*	*	*	*	*	*	*	*	*	*	*	*	*
31F	*	*	*	*	*	*	*	*	*	*	*	*	*	*	*	*	*	*	*	*	*	*	*	*
32E	*	*	*	*	*	*	*	*	*	*	*	*	*	*	*	*	*	*	*	*	*	*	*	*
35E									*	*	*	*												
36F									*	*	*	*												
42D	*	*	*	*	*	*	*	*	*	*	*	*	*	*	*	*	*	*	*	*	*	*	*	*
42F	*	*	*	*	*	*	*	*	*	*	*	*	*	*	*	*	*	*	*	*	*	*	*	*
42G	*	*	*	*	*	*	*	*	*	*	*	*	*	*	*	*	*	*	*	*	*	*	*	*
43D	*	*	*	*	*	*	*	*	*	*	*	*	*	*	*	*	*	*	*	*	*	*	*	*
43F	*	*	*	*	*	*	*	*	*	*	*	*	*	*	*	*	*	*	*	*	*	*	*	*
45F	*	*	*	*	*	*	*	*	*	*	*	*	*	*	*	*	*	*	*	*	*	*	*	*
45H	*	*	*	*	*	*	*	*	*	*	*	*	*	*	*	*	*	*	*	*	*	*	*	*
52C	*	*	*	*	*	*	*	*	*	*	*	*	*	*	*	*	*	*	*	*	*	*	*	*
54F	*	*	*	*	*	*	*	*	*	*	*	*	*	*	*	*	*	*	*	*	*	*	*	*
55D	*	*	*	*	*	*	*	*	*	*	*	*	*	*	*	*	*	*	*	*	*	*	*	*
55F	*	*	*	*	*	*	*	*	*	*	*	*	*	*	*	*	*	*	*	*	*	*	*	*
56G									*	*	*	*												
62D									*	*	*	*												
62E									*	*	*	*												
62G	*	*	*	*	*	*	*	*	*	*	*	*	*	*	*	*	*	*	*	*	*	*	*	*
65G									*	*	*	*												
65H									*	*	*	*												
74E									*	*	*	*												
74H	*	*	*	*	*	*	*	*	*	*	*	*	*	*	*	*	*	*	*	*	*	*	*	*
75E	*	*	*	*	*	*	*	*	*	*	*	*	*	*	*	*	*	*	*	*	*	*	*	*
75G									*	*	*	*												
76D									*	*	*	*												

Lower Anterior	B51	B52	B53	B54	B55	B56	B59	B62	B63	B65	B66	B67	B69	B77	B81	B83	B84	B85	B91	B92	B93	B94	B95	B96
B																								
C	*	*	*	*	*	*	*	*	*	*	*	*	*	*	*	*	*	*	*	*	*	*	*	*
D	*	*	*	*	*	*	*	*	*	*	*	*	*	*	*	*	*	*	*	*	*	*	*	*
E	*	*	*	*	*	*	*	*	*	*	*	*	*	*	*	*	*	*	*	*	*	*	*	*
F	*	*	*	*	*	*	*	*	*	*	*	*	*	*	*	*	*	*	*	*	*	*	*	*
G	*	*	*	*	*	*	*	*	*	*	*	*	*	*	*	*	*	*	*	*	*	*	*	*
H	*	*	*	*	*	*	*	*	*	*	*	*	*	*	*	*	*	*	*	*	*	*	*	*
J									*	*	*	*												
L									*	*	*	*												
M	*	*	*	*	*	*	*	*	*	*	*	*	*	*	*	*	*	*	*	*	*	*	*	*
N	*	*	*	*	*	*	*	*	*	*	*	*	*	*	*	*	*	*	*	*	*	*	*	*
O									*	*	*	*												
P	*	*	*	*	*	*	*	*	*	*	*	*	*	*	*	*	*	*	*	*	*	*	*	*
R	*	*	*	*	*	*	*	*	*	*	*	*	*	*	*	*	*	*	*	*	*	*	*	*
S	*	*	*	*	*	*	*	*	*	*	*	*	*	*	*	*	*	*	*	*	*	*	*	*
U									*	*	*	*												
V									*	*	*	*												
W									*	*	*	*												
X									*	*	*	*												
KI	*	*	*	*	*	*	*	*	*	*	*	*	*	*	*	*	*	*	*	*	*	*	*	*

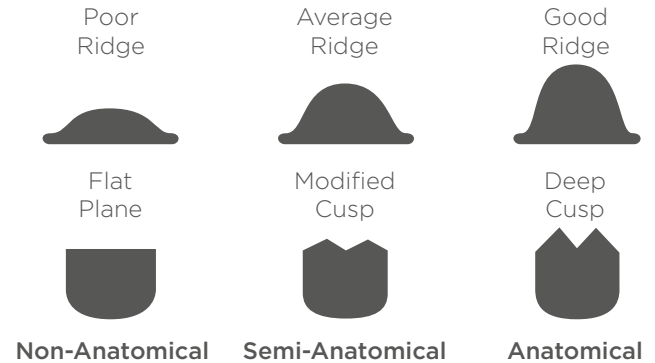
* • Indicates mould/shade combinations which are available

IPN® Mould/Shade Availability Chart

Moulds

Shades

Portrait IPN Anteriors	All 27 shades of the Portrait IPN Shade Guide: P1, P2, P3, P3.5, P4, P11, P12, P13, P14, P21, P22, P23, P24, P32, P33, P34, P59, P62, P65, P66, P67, P69, P77, P81, PW2, PW4, PW7
Portrait IPN 40°, 33°, 22°, 20°, 10°, 0° Posteriors	
Bioform IPN® Anteriors	See Bioform IPN Anterior Mould/Shade Availability on page 19.
Bioform IPN® 33°, 20°, 10°, and 0° Posteriors	All 24 shades of the Bioform Shade Guide: B51, B52, B53, B54, B55, B56, B59, B62, B63, B65, B66, B67, B69, B77, B81, B83, B84, B85, B91, B92, B93, B94, B95, B96
Bioform IPN 30°	Only in Bioform Shades B59, B62, B65, B66, B67, B69, B77 and B81



Quick Reference Guide for Mould and Shade Popularity

Shades and Moulds are listed in Order of Preference based on Product Sales

Portrait® IPN® SHADE Popularity

P2/A2, P3/A3, P1/A1, P62, P3.5/A3.5, P11/B1, P21/C1, P22/C2, P12/B2

Portrait IPN Anterior MOULD Preference	Portrait IPN Posterior MOULD Preference Per Category
Uppers Small Moulds: 21D, 42D, 55D Medium Moulds: 12E, 22E, 42F, 32E, 13E, 43F Large Moulds: 11H, 45H, 12G, 21X, 21J, 62G	Portrait IPN® 0°: 632, 630 Portrait IPN® 10°: 332, 330, 334, 336 Portrait IPN® 20°: 31M, 29M, 33M, 31L Portrait IPN® 22° BioStabil: 532 Portrait IPN® 33°: 32M, 34M, 30M, 32L Portrait IPN® 40° EuroLine: 732
Lowers Small Moulds: F, C, E Medium Moulds: N, H, P, M Large Moulds: S, R, K1, O	

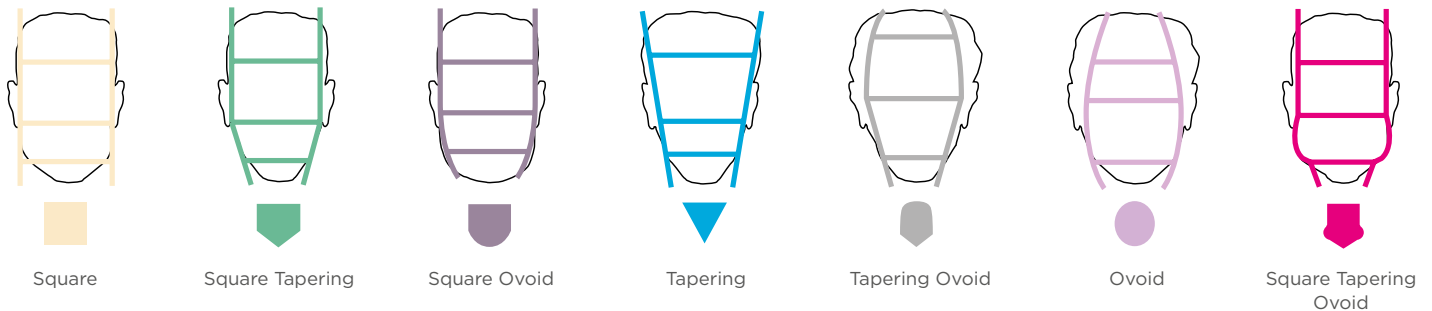
Bioform® IPN® SHADE Popularity

B62, B59, B66, B65, B69, B67, B91

Bioform IPN Anterior MOULD Preference	Bioform IPN Posterior MOULD Preference Per Category
Uppers Small Moulds: 42D, 21D, 21C, 55D Medium Moulds: 12E, 22E, 42G, 42F, 43F, 13E Large Moulds: 11H, 45H, 12G, 21J, 62G, 22G	Bioform IPN 0°: 431, 429 Bioform IPN 10°: 332, 330, 334 Bioform IPN 20°: 31M, 29M, 33M, 29L Bioform IPN 30° PT: 230M, 233M, 230L Bioform IPN 33°: 32M, 34M, 30M, 32L
Lowers Small Moulds: F, C, E Medium Moulds: N, P, H, M Large Moulds: S, R, K1, O	

The Bioform[®] Mould Classification System

7 Basic Facial Forms:



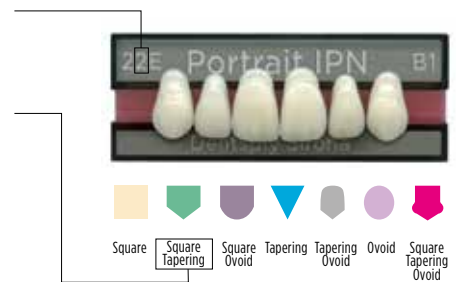
Steps to identify and select Bioform anterior moulds

First number | Step 1:

Using the classification form listed above, select the number from 1 to 7 that best represents the patient's facial form. The number selected is the first character of the mould identification number, located in the upper left corner of the tooth card. In the ovoid and ovoid combination forms, the mesio-distal aspect of the labial surface of the maxillary centrals is more or less round. In the square, square tapering and tapering forms, it is more or less flat.

Classification

1. Square
2. Square Tapering
3. Square Ovoid
4. Tapering
5. Tapering Ovoid
6. Ovoid
7. Square Tapering Ovoid



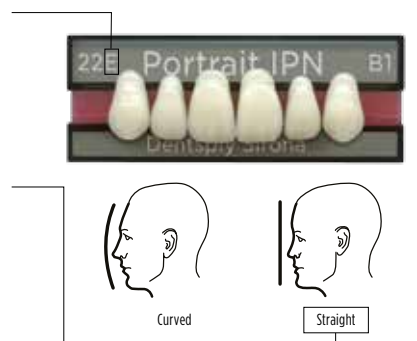
Second number | Step 2:

Using a flat device such as the Dentsply Sirona Tooth Indicator (#98981), select the number from 1 to 6 that represents both the proportion of the tooth (long, medium or short) as well as the facial contour (straight or curved).

The number selected is the second character of the mould identification number.

Proportion & Contour

- | Proportion of the Tooth | Facial Contour |
|-------------------------|----------------|
| 1. Long | Straight |
| 2. Medium | Straight |
| 3. Short | Straight |
| 4. Long | Curved |
| 5. Medium | Curved |
| 6. Short | Curved |



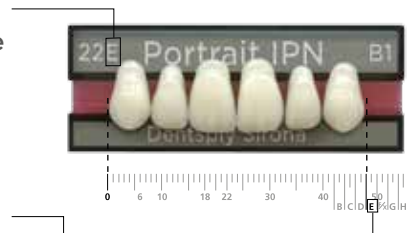
Letter Step | 3:

Using the Dentsply Sirona MM Ruler (Part #3496), measure the width of the upper six anterior teeth on the curve, from distal to distal. The measurement will fall into one of the ranges identified with the letters B through J.

The letter selected is the third character of the mould identification number.

Width of Upper Six Anterior Teeth on Curve

- B. less than 44.00 mm
- C. 44.00 to 45.50 mm
- D. 45.50 to 48.00 mm
- E. 48.00 to 49.00 mm
- F/x. 49.00 to 51.50 mm
- G. 51.50 to 54.00 mm
- H. 54.00 to 56.00 mm
- J. 56.00 mm or greater



Some moulds may vary from this standard. Please consult mould chart dimensions.



Introducing Smart Cabinet Technology

Simplify your inventory management. Scan barcode and reorder Dentsply Sirona teeth through your preferred distributor on a mobile device. Download the app today on iOS and Android. You can now scan your cabinet and reorder Dentsply Sirona tooth cards with ease.



Scan Order

Quickly scan barcodes in your tooth cabinets to reorder Dentsply Sirona tooth stock with the push of a button.



Notification

Receive exclusive promotions through this portal as well as updates and news. Check back often for the latest notifications.



Order History

Review orders submitted through the Lab Smarter® app. See past orders down to the mould and shade. Past orders can be printed for your records.



How it works

Step-by-step instructions for using this app.



Contact my Dentsply Sirona Representative

A digital business card to call, text or email your local Dentsply Sirona sales representative.

Take control of your tooth stock in 3 easy steps:

1. Download

Go to iTunes or Google Play and download the Lab Smarter App on your iPhone or Android device.

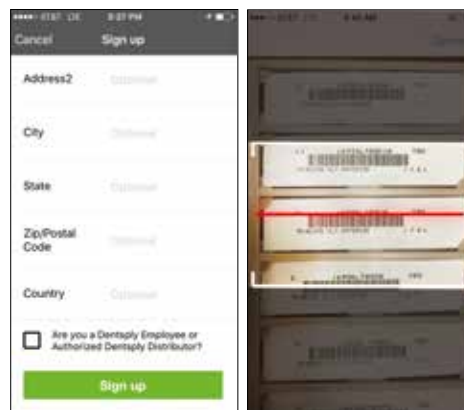
2. Sign up

Complete the one-time registration and wait for the email confirmation. Sign into the app using your user name and password.

- a) If you are a Dentsply Sirona distributor, check the box at the bottom to gain access to the customer management mode.

3. Snap. Tap. Smile

Now scan your cabinet and reorder Dentsply Sirona teeth through your preferred dealer.



Google Play is a trademark of Google Inc. iPhone and iPad are registered trademarks of Apple Inc. App Store is a service mark of Apple Inc.

Combination Table

Select upper anterior mould form, and use table to determine recommended lower anterior and posterior options.

Portrait® IPN® and Bioform® IPN® Anteriors		Portrait® IPN® and Bioform® IPN® Posteriors Moulds							
		Non-Anatomical		Semi-Anatomical			Anatomical		
Anterior Upper Mould No.	Articulates – With Anterior Lower	Portrait IPN 0°	Bioform IPN 0° Monoline	Portrait IPN 10°/ Bioform IPN Anatoline	Portrait IPN/ Bioform IPN 20°	Portrait IPN 22°	Bioform IPN PT 30°	Portrait IPN/ Bioform IPN 33°	Portrait IPN 40° EuroLine
11G	R	632	433	332	33M	532	233L	32L	732
11H	S, W	634	433	334, 3361	33M, 35M1	533, 536	233M, 233L	34M	734
12E	M, N	632	431	332	31M	532	230L, 233M	32L	732
12F	N	632	431	332	31M, 31L	532	233M	32L	732
12G	G, R, V	634	433	334	33M	533	233M	34M	734
13D	B, C	630	431	330	31S, 31M	530	230M	30L, 30LS	730
13E	H	630	431	330	31M	530	230L	30L	730
21C	C	630	429	330	29M, 29L	530	230L	30L	730
21D	F	630	429	330	29L	530	230L	30L	730
21E	O	632	431	332	31L, 33L	532	233L	32L	732
21F	L	632	431	332	31M, 31L	532	230L	30L	732
21G	W	634	433	334	33L	533	233L	34L	734
21J	I, KI, Rx	634	433	334, 336	33M, 35M	533, 536	233M, 233L	34L	734
21X	P	632	431	332	31M	532	233M	32M	732
22C	C	630	429	330	29M	530	230M	30M	730
22E	H	630	429	330	29L	530	230L	30L	730
22G	O, P	632	431	332	31M	532	233M	32M	732
22H	P	634	433	334	33M	533	233L	34L	734
24F	F, G, H	632	431	332	31M	532	230L	32L	732
25G	R	634	433	334	33M	533	233M	34L	734
31F	J, O, P, S	632	433	332	31L, 33L	532	233L	32L	732
32B	C	630	429	330	29M	530	230M	30M	730
32E	H	632	431	332	31M	532	230M	32M	732
32G	S	634	433	334	33M	533	233M	34L	734
35E	G	632	431	332	31M, 31L	532	230L	30L	732
36F	N, X	632	433	332	33M	532	233M	32L	732
41J ²	I, KI, Rx	634	433	336	35M	536	233L	34L	734
42D	F	630	429	330	29M, 29L	530	230L	30L	730
42F	H	632	431	332	31M	532	230L	32L	732
42G	O, P	632	431	332	31M, 33M	532	233M	32M	732
43D	C	630	429	330	29M, 29L	530	230L	30L	730
43F	M, N, X	632	431	332	31M	532	230L	32M	732
45F	J, O	632	431	332	31L	532	233M	32L	732
45H	R, V	634	433	334	33M	533	233L	34L	734
52C	C, D	630	429	330	29M	530	230M	30M	730
54F	J, N	632	431	332	31L	532	230L	32L	732
55D	E	630	429	330	29M	530	230M	30M	730
55F	M	632	431	332	31M	532	230L	32L	732
56G	P, V	632	433	332	31M, 33M	533	233M	32M	732
62D	F	630	429	330	29L	530	230L	30L	730
62E	F	630	431	330	31M, 31L	530	230L	30L	730
62G	KI, R, Rx	634	433	334, 336	33M, 35M	533	233L	34L	734
65G	J, O	634	433	334	33M	533	233M	34L	734
65H	S, U	634	433	334	33M, 33L	533	233M, 233L	32L	734
74E	L	630	429	330	29M, 29L	530	230L	30L	730
74H	KI	634	433	334, 336	33M, 33L	533	233L	34L	734
75E	N	630	429	330	29L	530	230L	30L	730
75G	R, V	632	431	332	31M	532	230L	32L	732
76D	C	630	429	330	29M	530	230M	30M	730
A84	N	632	431	332	31M	532	230L	32L	732

¹ Indicated for upper denture combinations only. ² Softening the canine cusps may yield the best aesthetic results for certain posteriors.

Dentsply Sirona Prosthetics
570 West College Avenue
York, PA 17401
1-800-243-1942
prosthetics.dentsply.com
| Ask your dealer for details.

EC REP
DeguDent GmbH
Rodenbacher Chaussee 4
63457 Hanau-Wolfgang
Germany
dentsply-degudent.com

Distributed By:
Dentsply Canada
161 Vinyl Court
Woodbridge, ON L4L 4A3
1-800-263-1437

